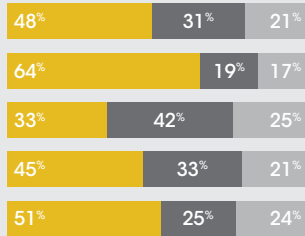


# 7 Dependency Reducing Reforms OHIO VOTERS WANT

## Freeze ObamaCare's Medicaid Expansion

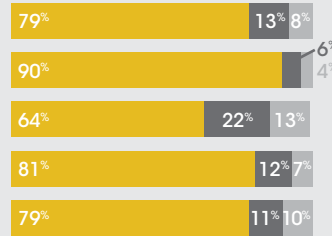
Rollback ObamaCare's Medicaid expansion by stopping new enrollment.



ALL VOTERS  
REPUBLICANS  
DEMOCRATS  
INDEPENDENTS  
UNDECIDED

## Work Requirements for Food Stamps

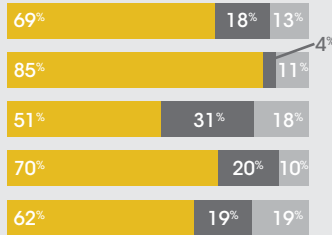
Require able-bodied, working age adults with no children at home work or train for work at least 20 hours per week in order to receive taxpayer-funded food stamp benefits.



ALL VOTERS  
REPUBLICANS  
DEMOCRATS  
INDEPENDENTS  
UNDECIDED

## Work Requirements for Medicaid

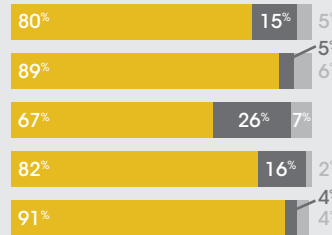
Require able-bodied, working age adults with no children at home work or train for work at least 20 hour per week in order to receive Medicaid benefits.



ALL VOTERS  
REPUBLICANS  
DEMOCRATS  
INDEPENDENTS  
UNDECIDED

## Stop the Scam

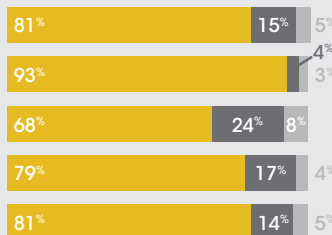
Check eligibility for people on welfare more frequently with better technology to ensure those receiving taxpayer-funded welfare benefits are actually eligible.



ALL VOTERS  
REPUBLICANS  
DEMOCRATS  
INDEPENDENTS  
UNDECIDED

## Asset Tests for Food Stamps

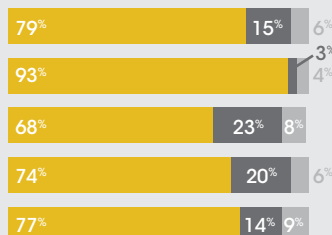
Check individuals' financial assets when they apply for welfare in order to preserve limited resources for the truly needy.



ALL VOTERS  
REPUBLICANS  
DEMOCRATS  
INDEPENDENTS  
UNDECIDED

## Asset Tests for Medicaid

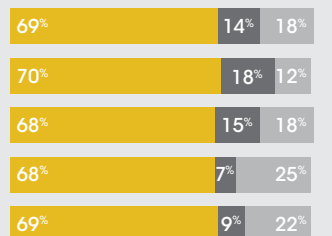
Check individuals' financial assets when they apply for Medicaid in order to preserve limited resources for the truly needy.



ALL VOTERS  
REPUBLICANS  
DEMOCRATS  
INDEPENDENTS  
UNDECIDED

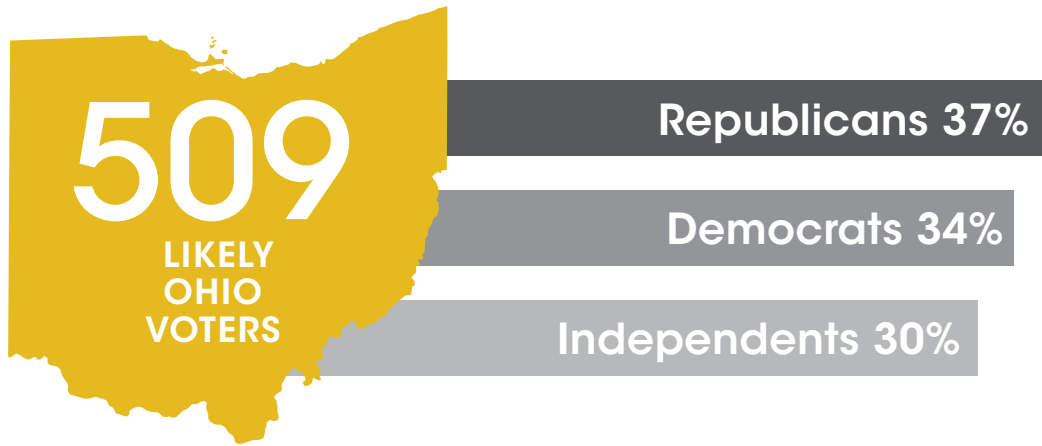
## Licensing Fee Waivers

Waive barrier creating occupational licensing fees for low income individuals.

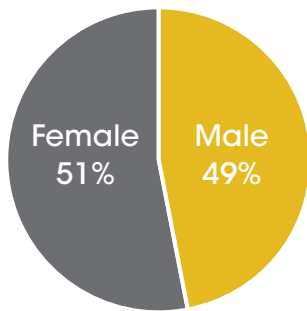


ALL VOTERS  
REPUBLICANS  
DEMOCRATS  
INDEPENDENTS  
UNDECIDED

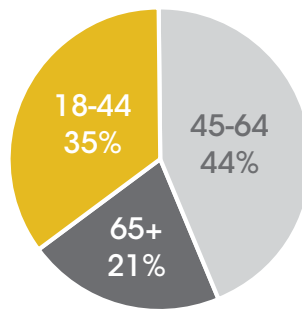




DEMOGRAPHICS



AGE



MARGIN OF ERROR



METHODOLOGY

Results for this poll are based on automated telephone interviews conducted among a statewide sample of 509 likely voters. Data for this survey research was collected by Cor Strategies Inc.

Interviews were conducted via a computer-assisted telephone interviewing system utilizing techniques designed to achieve the highest possible respondent cooperation.

The surveys were conducted June 22-28, 2017. The margin of sampling error is plus or minus 4.34 percentage points. The margin of sampling error may be higher for certain subgroups. Results presented may not always appear to total 100 percent due to rounding.

Data was sampled using weighted demographic information from the U.S. Census Bureau's Current Population Survey Voting and Registration Supplement and the Ohio Secretary of State. Demographic information for actual voters in past elections were used to construct sample target weights.

Opportunity Solutions Project paid for all costs associated with this survey.